

SAMSUNG

FJM

Technical Data Book

**Free Joint Multi for Europe
(R32, 50Hz, HP)**

COMFORT



Model : Outdoor unit (AJ***TXJ*KG/EU)

Indoor unit (Wall-mounted, Wind-Free 1Way Cassette, Wind-Free 4Way Cassette(600x600), Duct, Console)

Nomenclature

Indoor Unit

Wall Mounted Type

Model Name

AR	09	T	X	F	C	A	WK	N	EU
(1)	(2)	(3)	(4)	(5)	(6)	(7)	(8)	(9)	Buyer

(1) Classification

AR	RAC
-----------	-----

(2) Capacity

x1000 Btu/h

(3) Year

T	2020
A	2021
B	2022
C	2023

(4) Product Type

X	INVERTER HP R32
----------	-----------------

(5) Characteristics

C	Motion Detect Sensor +Wi-Fi + Tri-care Filter
E	Wi-Fi + Tri-care Filter
F	Wi-Fi
H	-

(6) Design Segment

A	Wind-Free GEO
C	Wind-Free AIRISE
Y	GEO
Z	AIRISE

(7) Version

A-Z (1 digit)

(8) Color







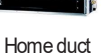
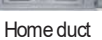
WK	DA White
-----------	----------

(9) Set

N	Indoor Unit
X	Outdoor Unit
/	Set

1. Line-up

1-3. Combination Table (Outdoor-Indoor)

Indoor Unit		Outdoor Unit		Model		Model		Model		Model	
		Model	Capacity (kW)	AJ040TXJ2KG/EU	AJ050TXJ2KG/EU	AJ052TXJ3KG/EU	AJ068TXJ3KG/EU	AJ080TXJ4KG/EU	AJ100TXJ5KG/EU		
 AR4500 (AIRSE)	AR07/09/ 12/ 18/ 24TXHZAWKNEU	2.0	●	●	●	●	●	●	●		
		2.5	●	●	●	●	●	●	●		
		3.5	●	●	●	●	●	●	●		
		5.0		●	●	●	●	●	●		
		6.5						●	●		
 AR5500 (GEO)	AR07/09/ 12/ 18/ 24TXFYAWKNEU	2.0	●	●	●	●	●	●	●		
		2.5	●	●	●	●	●	●	●		
		3.5	●	●	●	●	●	●	●		
		5.0		●	●	●	●	●	●		
		6.5						●	●		
 AR9500 (Wind-Free AIRSE)	AR07/09/ 12/ 18/ 24TXFCAWKNEU	2.0	●	●	●	●	●	●	●		
		2.5	●	●	●	●	●	●	●		
		3.5	●	●	●	●	●	●	●		
		5.0		●	●	●	●	●	●		
		6.5						●	●		
 AR9500 (Wind-Free GEO)	AR07/09/ 12/ 18/ 24TXEAAWKNEU	2.0	●	●	●	●	●	●	●		
		2.5	●	●	●	●	●	●	●		
		3.5	●	●	●	●	●	●	●		
		5.0		●	●	●	●	●	●		
		6.5						●	●		
	AR07/09/ 12TXCAAWKNEU	2.0	●	●	●	●	●	●	●		
		2.5	●	●	●	●	●	●	●		
		3.5	●	●	●	●	●	●	●		
	AR07/09/ 12CXCAAWKNEU	2.0	●	●	●	●	●	●	●		
		2.5	●	●	●	●	●	●	●		
3.5		●	●	●	●	●	●	●			
 Wind-Free 1Way CASSETTE	AJ026/035TN1DKG/EU	2.6	●	●	●	●	●	●			
		3.5	●	●	●	●	●	●			
 Wind-Free 4Way CASSETTE (600x600)	AJ016/020/026/035/052TNNDKG/EU	1.6		●	●	●	●	●			
		2.0		●	●	●	●	●			
		2.6		●	●	●	●	●			
		3.5		●	●	●	●	●			
		5.2					●	●	●		
 Home duct	AJ026/035TNL*EG/EU	2.6		●	●	●	●	●			
		3.5		●	●	●	●	●			
 Home duct	AJ052BNMDEG/EU	5.2				●	●	●			
		AJ052TNMDEG/EU	5.2				●	●	●		

2. Specification

2-2. Indoor units

AR9500

Type				AR9500	AR9500	AR9500
Model Name				AR07TXFCAWKNEU	AR09TXFCAWKNEU	AR12TXFCAWKNEU
Power Supply			Ø, #, V, Hz	1,2,220-240,50	1,2,220-240,50	1,2,220-240,50
Mode			-	HP	HP	HP
Performance	Capacity	Cooling	kW	2.0	2.5	3.5
			Btu/h	6,800	8,500	11,900
		Heating	kW	2.2	3.2	3.5
			Btu/h	7,500	10,900	11,900
Power	Power Input	Cooling	W	30	30	30
		Heating	W	30	30	30
	Current Input	Cooling	A	0.3	0.3	0.3
		Heating	A	0.3	0.3	0.3
Heat Exchanger	Type		-	Fin & Tube	Fin & Tube	Fin & Tube
	Material	Fin	-	Al	Al	Al
		Tube	-	Cu	Cu	Cu
	Fin Treatment		-	Green Hydrophile	Green Hydrophile	Green Hydrophile
Fan	Type		-	Cross Flow	Cross Flow	Cross Flow
	Quantity		EA	1	1	1
	Air Flow Rate	Cooling (T/H/W/L)	m ³ /min	9.9 / 9.4 / 9.3 / 8.4	10.3 / 9.8 / 9.3 / 8.4	10.7 / 10.3 / 9.3 / 8.4
			l/s	165 / 157 / 155 / 140	172 / 163 / 155 / 140	178 / 172 / 155 / 140
		Heating (T/H/W/L)	m ³ /min	10.8 / 10.3 / 10.3 / 9.3	11.2 / 10.7 / 10.3 / 9.3	11.7 / 11.2 / 10.3 / 9.3
			l/s	180 / 173 / 171 / 155	187 / 178 / 172 / 155	195 / 187 / 172 / 155
Fan Motor	Type		-	BLDC	BLDC	BLDC
	Output		W x n	27 x 1	27 x 1	27 x 1
Piping Connections	Liquid Pipe	Type	-	Flare connection	Flare connection	Flare connection
		Φ, mm (inch)	-	6.35 (1/4)	6.35 (1/4)	6.35 (1/4)
	Gas Pipe	Type	-	Flare connection	Flare connection	Flare connection
		Φ, mm (inch)	-	9.52 (3/8)	9.52 (3/8)	9.52 (3/8)
	Heat Insulation		-	Both liquid and gas pipes	Both liquid and gas pipes	Both liquid and gas pipes
Drain Pipe		Φ, mm	16.3, 550	16.3, 550	16.3, 550	
Wiring connections	Communication	Min.	mm ²	0.75	0.75	0.75
		Remark	-	F1, F2	F1, F2	F1, F2
Refrigerant	Type		-	R32	R32	R32
	Electronic Expansion Valve		-	EEV NOT INCLUDED	EEV NOT INCLUDED	EEV NOT INCLUDED
Sound	Sound Pressure Level	H/ Silent	dB(A)	36 / 19	37 / 19	38 / 19
	Sound Power Level		dB(A)	54	54	56

2. Specification

Type			AR9500	AR9500	AR9500
Model Name			AR07TXFCAWKNEU	AR09TXFCAWKNEU	AR12TXFCAWKNEU
External Dimension	Net Weight	kg	9.0	9.0	9.0
	Shipping Weight	kg	11.0	11.0	11.0
	Net Dimensions (WxHxD)	mm	820 x 299 x 215	820 x 299 x 215	820 x 299 x 215
	Shipping Dimensions (WxHxD)	mm	880 x 290 x 375	880 x 290 x 375	880 x 290 x 375
Casing	Material	-	HIPS	HIPS	HIPS

NOTE

- Specifications may be subject to change without prior notice.
- 1)* Capacities are based on (Equivalent refrigerant piping : 5m, Level differences : 0m)
 - Cooling : Indoor temperature : 27°C DB, 19°C WB / Outdoor temperature : 35°C DB, 24°C WB
 - Heating : Indoor temperature : 20°C DB, 15°C WB / Outdoor temperature : 7°C DB, 6°C WB
- 2)* Select wire size based on the value of MCA
- 3)* Sound pressure level is obtained in an anechoic room.
 - Sound pressure level is a relative value, depending on the distance and acoustic environment.
 - Sound pressure level may differ depending on operation condition.
 - dBA = A-weighted sound pressure level
 - Reference acoustic pressure 0 dB = 20uPa
- 4)* Sound power level is an absolute value that a sound source generates.
 - dBA = A-weighted sound power level
 - Reference power : 1pW
 - Measured according to ISO 3741
- 5)* These products contain R32 (GWP=675) which is fluorinated greenhouse gas.

2. Specification

2-2. Indoor units

AR9500

Type				AR9500	AR9500
Model Name				AR18TXFCAMKNEU	AR24TXFCAMKNEU
Power Supply			Ø, #, V, Hz	1,2,220-240,50	1,2,220-240,50
Mode			-	HP	HP
Performance	Capacity	Cooling	kW	5	6.5
			Btu/h	17,100	22,200
		Heating	kW	6	7.4
			Btu/h	20,500	25,300
Power	Power Input	Cooling	W	40	50
		Heating	W	40	50
	Current Input	Cooling	A	0.4	0.5
		Heating	A	0.4	0.5
Heat Exchanger	Type		-	Fin & Tube	Fin & Tube
	Material	Fin	-	Al	Al
		Tube	-	Cu	Cu
	Fin Treatment		-	Green Hydrophile	Green Hydrophile
Fan	Type		-	Cross Flow	Cross Flow
	Quantity		EA	1	1
	Air Flow Rate	Cooling (T/H/W/L)	m ³ /min	15.3 / 14.3 / 13.3 / 12.2	16.4 / 15.3 / 14.3 / 12.7
			l/s	256 / 238 / 221 / 204	274 / 256 / 238 / 211
		Heating (T/H/W/L)	m ³ /min	15.5 / 14.5 / 13.4 / 12.4	17.1 / 16.0 / 15.0 / 13.3
			l/s	258 / 241 / 223 / 206	286 / 267 / 249 / 222
Fan Motor	Type		-	BLDC	BLDC
	Output		W x n	27 x 1	27 x 1
Piping Connections	Liquid Pipe	Type		Flare connection	Flare connection
		Φ, mm (inch)		6.35 (1/4)	6.35 (1/4)
	Gas Pipe	Type		Flare connection	Flare connection
		Φ, mm (inch)		12.7 (1/2)	15.88 (5/8)
	Heat Insulation		-	Both liquid and gas pipes	Both liquid and gas pipes
Drain Pipe		Φ, mm	16.3, 550	16.3, 550	
Wiring connections	Communication	Min.	mm ²	0.75	0.75
		Remark	-	F1, F2	F1, F2
Refrigerant	Type		-	R32	R32
	Electronic Expansion Valve		-	EEV NOT INCLUDED	EEV NOT INCLUDED
Sound	Sound Pressure Level	H/ Silent	dB(A)	41 / 28	45 / 29
	Sound Power Level		dB(A)	58	62

2. Specification

Type			AR9500	AR9500
Model Name			AR18TXFCAWKNEU	AR24TXFCAWKNEU
External Dimension	Net Weight	kg	11.5	11.6
	Shipping Weight	kg	13.7	13.8
	Net Dimensions (WxHxD)	mm	1,055 x 299 x 215	1,055 x 299 x 215
	Shipping Dimensions (WxHxD)	mm	1,115 x 290 x 375	1,115 x 290 x 375
Casing	Material	-	HIPS	HIPS

NOTE

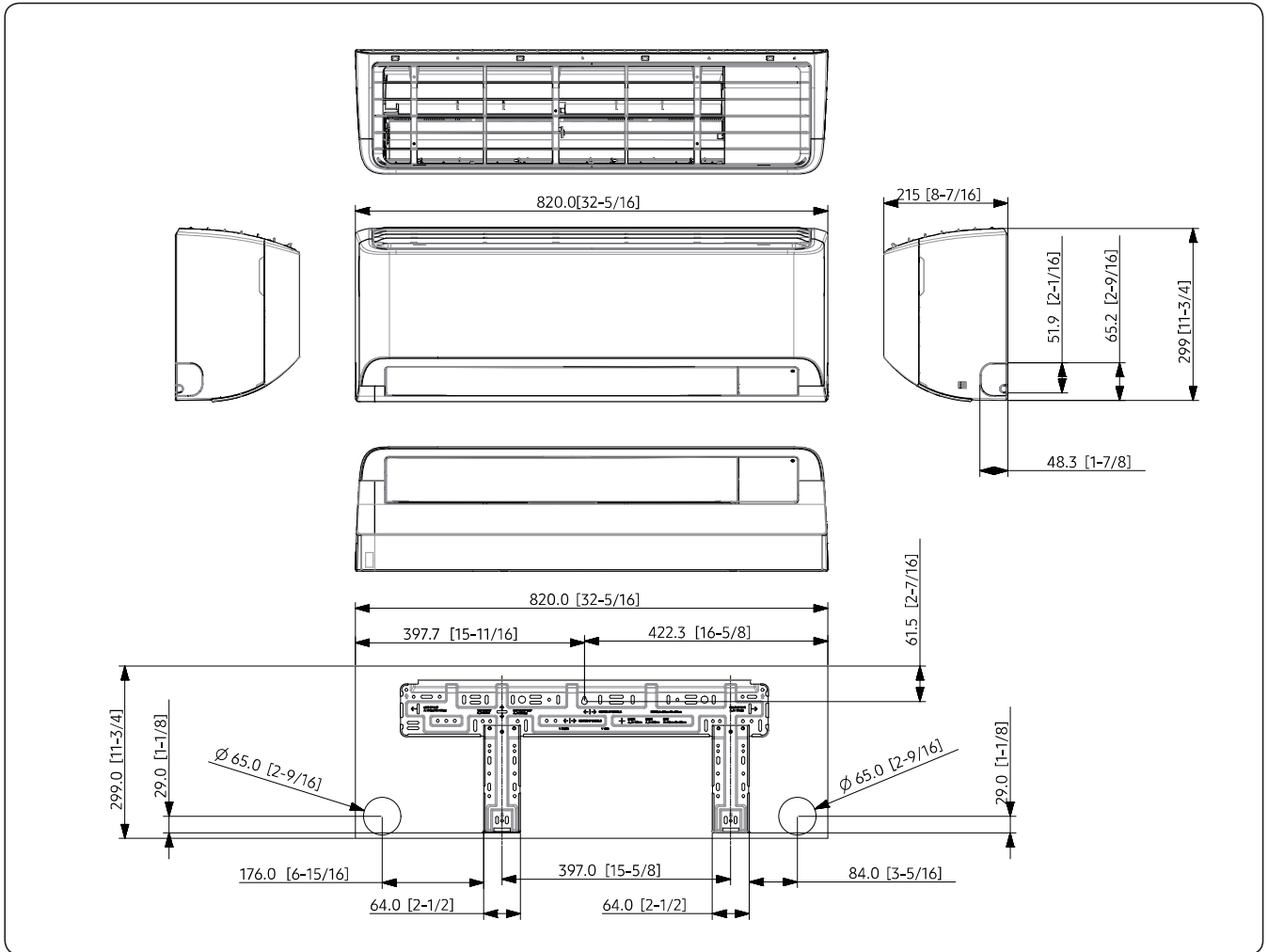
- Specifications may be subject to change without prior notice.
- 1)* Capacities are based on (Equivalent refrigerant piping : 5m, Level differences : 0m)
 - Cooling : Indoor temperature : 27°C DB, 19°C WB / Outdoor temperature : 35°C DB, 24°C WB
 - Heating : Indoor temperature : 20°C DB, 15°C WB / Outdoor temperature : 7°C DB, 6°C WB
- 2)* Select wire size based on the value of MCA
- 3)* Sound pressure level is obtained in an anechoic room.
 - Sound pressure level is a relative value, depending on the distance and acoustic environment.
 - Sound pressure level may differ depending on operation condition.
 - dBA = A-weighted sound pressure level
 - Reference acoustic pressure 0 dB = 20uPa
- 4)* Sound power level is an absolute value that a sound source generates.
 - dBA = A-weighted sound power level
 - Reference power : 1pW
 - Measured according to ISO 3741
- 5)* These products contain R32 (GWP=675) which is fluorinated greenhouse gas.

5. Dimensional Drawing

5-2. Indoor unit

- 1 AR4500 : AR07TXHZAWKNEU, AR09TXHZAWKNEU, AR12TXHZAWKNEU
 AR5500 : AR07TXFYAWKNEU, AR09TXFYAWKNEU, AR12TXFYAWKNEU
 AR9500 : AR07TXFCAWKNEU, AR09TXFCAWKNEU, AR12TXFCAWKNEU

Unit : mm [inches]



5. Dimensional Drawing

5-2. Indoor unit

- 3 AR4500 : AR18TXHZAWKNEU, AR24TXHZAWKNEU
 AR5500 : AR18TXFYAWKNEU, AR24TXFYAWKNEU
 AR9500 : AR18TXFCAWKNEU, AR24TXFCAWKNEU, AR18TXEAAWKNEU, AR24TXEAAWKNEU

Units : mm [inches]

